

KENWOOD

Listen to the Future



ProTalk[®] XLS TK-3230

Portable UHF Business Two-Way Radio

FleetSync[®]
by KENWOOD



(Actual Size)

GENERAL FEATURES

- 1.5 Watts Transmit Power
- 2 Channels
- 39-QT/83-DQT Coded Squelch
- Super Lock (Manager Key Lock)
- Scan function
- Enhanced Kenwood Audio
- VOX Ready
- Built-in Privacy Talk (Scrambler)
- 10-call Alert Tone
- 4-digit 7-segment LCD with Backlight
- 3 levels Battery Indicator
- MIL-STD C,D,E,F: 8 items
- Busy Channel Lockout
- Componder
- Battery Saver
- Time out Timer
- Monitor
- Wireless Clone

FleetSync[®]

- SELCALL (Selective Call)
- Individual, Group, and All Call
- PTT ID
- Caller ID Display

ACCESSORIES INCLUDED

- KNB-46L 2,000mAh Li-Ion
- KSC-37 2.5-Hour Fast Charger
- KBH-14 Belt Clip
- 2-year Warranty Card




















TALK RANGE

Conditions	ProTalk [®]
Open areas without obstructions	Up to 5 miles (8 km)
Residential areas (near buildings)	Up to 1.5 miles (2.4 km)
In steel and/or concrete reinforced buildings	Up to 225,000 sq.ft (20,900 sq.m)
In high-rise buildings	Up to 17 floors

Note:

Talk range will vary based on terrain and conditions.

Options

<p>■ KNB-46L 2,000 mAh/7.4V Li-Ion Battery Pack</p> 	<p>■ KBH-14 Spring Action Belt Clip</p> 	<p>■ KHS-9BL 3-wire Lapel Mic with Earphone (Black)</p> 	<p>■ KHS-26 Clip Microphone w/Earphone</p> 
<p>■ KSC-37 Fast Charger For the KNB-46L (2.5-Hour)</p> 	<p>■ KHS-7 Single Muff Headset</p> 	<p>■ KHS-9BE 3-wire Lapel Mic with Earphone (Beige)</p> 	<p>■ KEP-2 Earphone Kit for KMC-17/21 (2.5mm plug)</p> 
<p>■ KMC-17 Compact Speaker Microphone</p> 	<p>■ KHS-7A Single Muff Headset with In-line PTT</p> 	<p>■ KHS-22 Behind-the-head Headset with PTT</p> 	<p>■ KMB-27 Six Unit Charger Adapter (for six KSC-28 or KSC-37 chargers not included)</p> 
<p>■ KMC-21 Compact Speaker Microphone</p> 	<p>■ KHS-8BL 2-wire Palm Mic with Earphone (Black)</p> 	<p>■ KHS-23 2-wire Palm Mic</p> 	
<p>■ EMC-3 Clip Microphone with Earphone</p> 	<p>■ KHS-8BE 2-wire Palm Mic with Earphone (Beige)</p> 	<p>■ KHS-25 2-wire Palm Mic</p> 	<p>■ KLH-150 Nylon Carry Case</p> 

All accessories and options may not be available in all markets.
Contact an authorized Kenwood dealer for details and complete list of all accessories and options.

Specifications

Model	TK-3230
GENERAL	
Frequency Range	460-470 mHz
BRS	Preset 56 Channels
Number of Channels	2
Channel Spacing	
Wide/Narrow	25 kHz/12.5 kHz
Channel Step	5, 6.25 kHz
Operating Voltage	3.8V DC±10%
Battery Life (5-5-90 duty cycle) with KNB-46L (2,000mAh)	Approx. 14 hours (Battery saver off) Approx. 18 hours (Battery saver on)
Operating Temperature Range*	-14°F ~ +140°F (-10°C ~ +60°C)
Frequency Stability	±2.5ppm (-14°F ~ +140°F)
Antenna Impedance	50 Ω
Dimensions (W x H x D), Projections not Included	
Radio with KNB-46L	2.07 x 4.07 x 1.13 in. (52 x 103.5 x 28.7 mm)
Weight (net)	
Radio with KNB-46L	5.5 oz. (155 g)
FCC ID	
Type 1	ALH383200
FCC Compliance	
Type 1	parts 90/95

Model	TK-3230
RECEIVER (Measurements made per TIA/EIA-603)	
Sensitivity (12dB SINAD)	
Wide	0.25 μV
Narrow	0.28 μV
Selectivity	
Wide	60 dB
Narrow	50 dB
Intermodulation Distortion	
Wide	50 dB
Narrow	50 dB
Spurious Response	55 dB
Audio Output	100 mW with less than 5% distortion
TRANSMITTER (Measurements made per TIA/EIA-603)	
RF Output Power	
High	1.5 W (ERP)
Low	0.5 W (ERP)
Spurious Response	50 dB
Modulation	
Wide	16KØF3E
Narrow	11KØF3E
FM HUM & Noise	
Wide	40 dB
Narrow	34 dB
Audio Distortion	Less than 5%

Kenwood follows a policy of continuous advancement in development.
For this reason specifications may be changed without notice.

FleetSync® is a registered trademark of Kenwood Corporation.

Applicable MIL-STD

Standard	MIL 810C Methods/Procedures	MIL 810D Methods/Procedures	MIL 810E Methods/Procedures	MIL 810F Methods/Procedures
Low Pressure	500.1/Procedure I	500.2/Procedure I, II	500.3/Procedure I, II	500.4/Procedure I, II
High Temperature	501.1/Procedure I, II	501.2/Procedure I, II	501.3/Procedure I, II	501.4/Procedure I, II
Low Temperature	502.1/Procedure I	502.2/Procedure I, II	502.3/Procedure I, II	502.4/Procedure I, II
Temperature Shock	503.1/Procedure I	503.2/Procedure I	503.3/Procedure I	503.4/Procedure I, II
Solar Radiation	505.1/Procedure I	505.2/Procedure I	505.3/Procedure I	505.4/Procedure I
Humidity	507.1/Procedure I, II	507.2/Procedure II, III	507.3/Procedure II, III	507.4
Vibration	514.2/Procedure VIII, X	514.3/Procedure I	514.4/Procedure I	514.5/Procedure I
Shock	516.2/Procedure I, II, V	516.3/Procedure I, IV	516.4/Procedure I, IV	516.5/Procedure I, IV

*To meet MIL 810 grade, the 2-pin connector cover has to be connected.

